

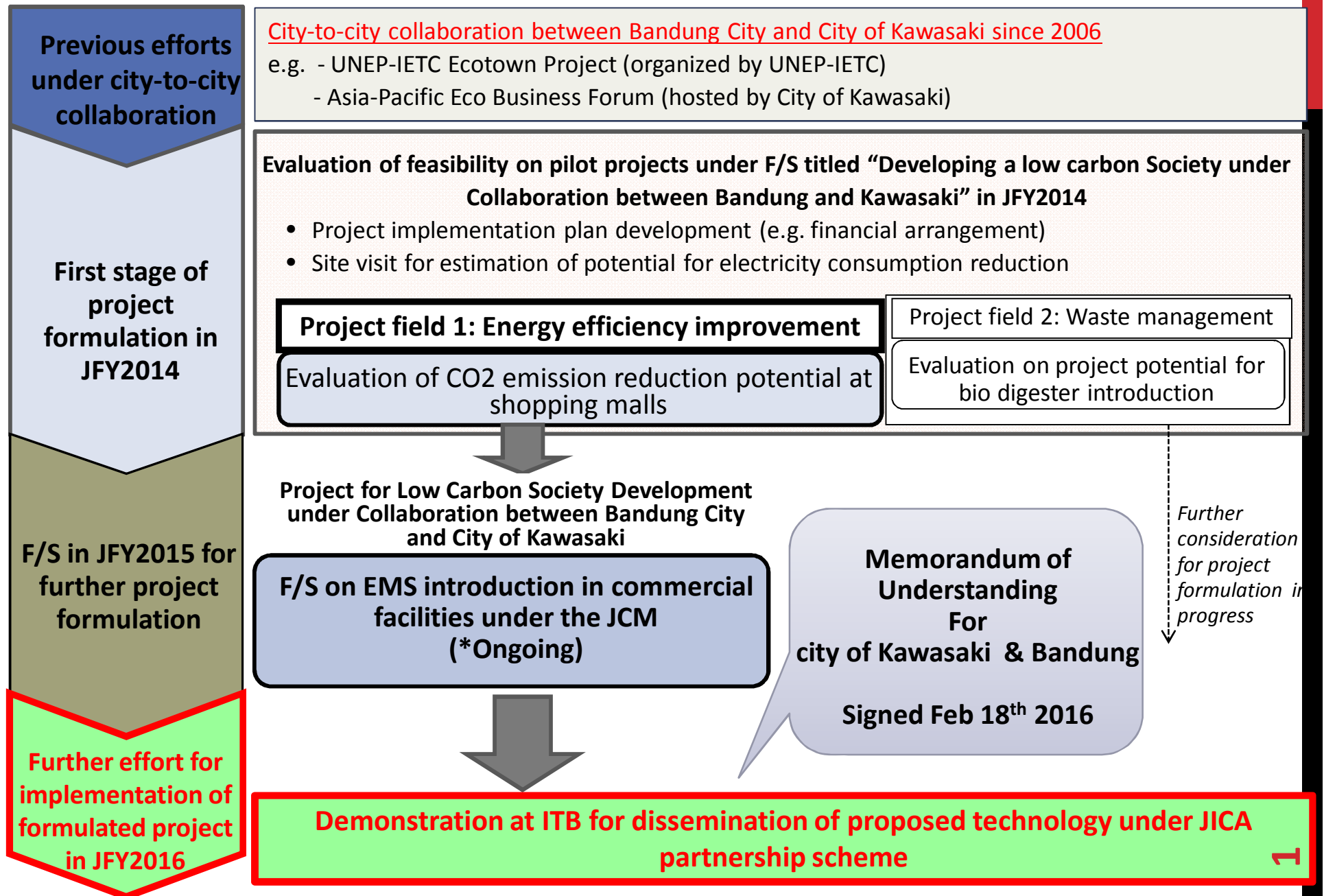
MRV IN INDONESIA

Eric Zusman

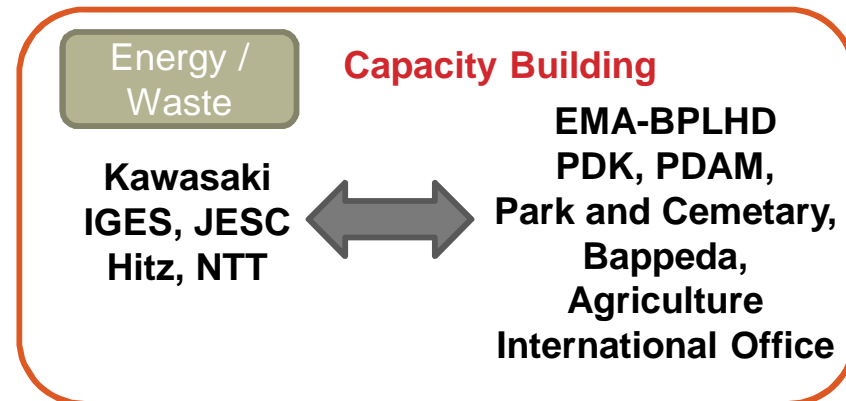
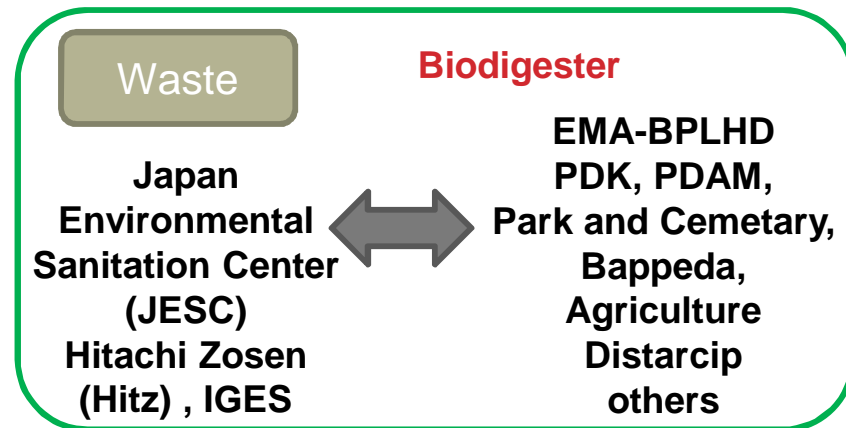
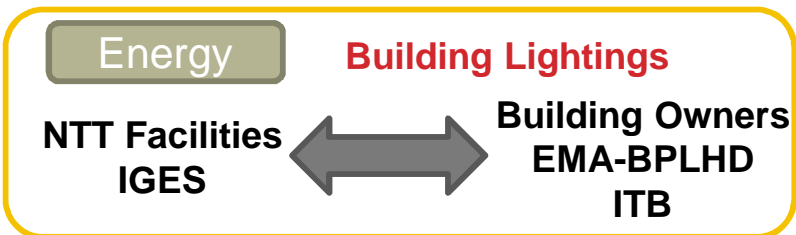
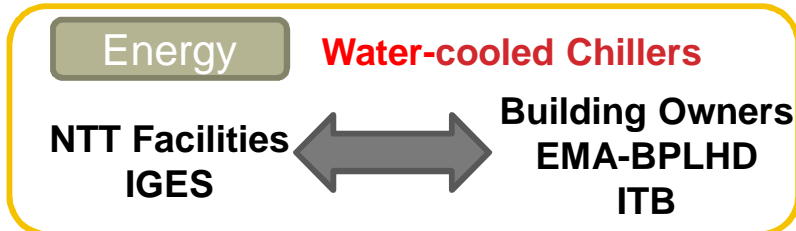
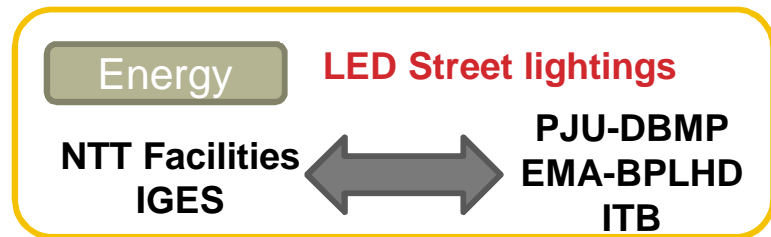
Institute for Global Environmental Strategies



JCM COOPERATION



FIRST YEAR



SECOND YEAR



City of Kawasaki

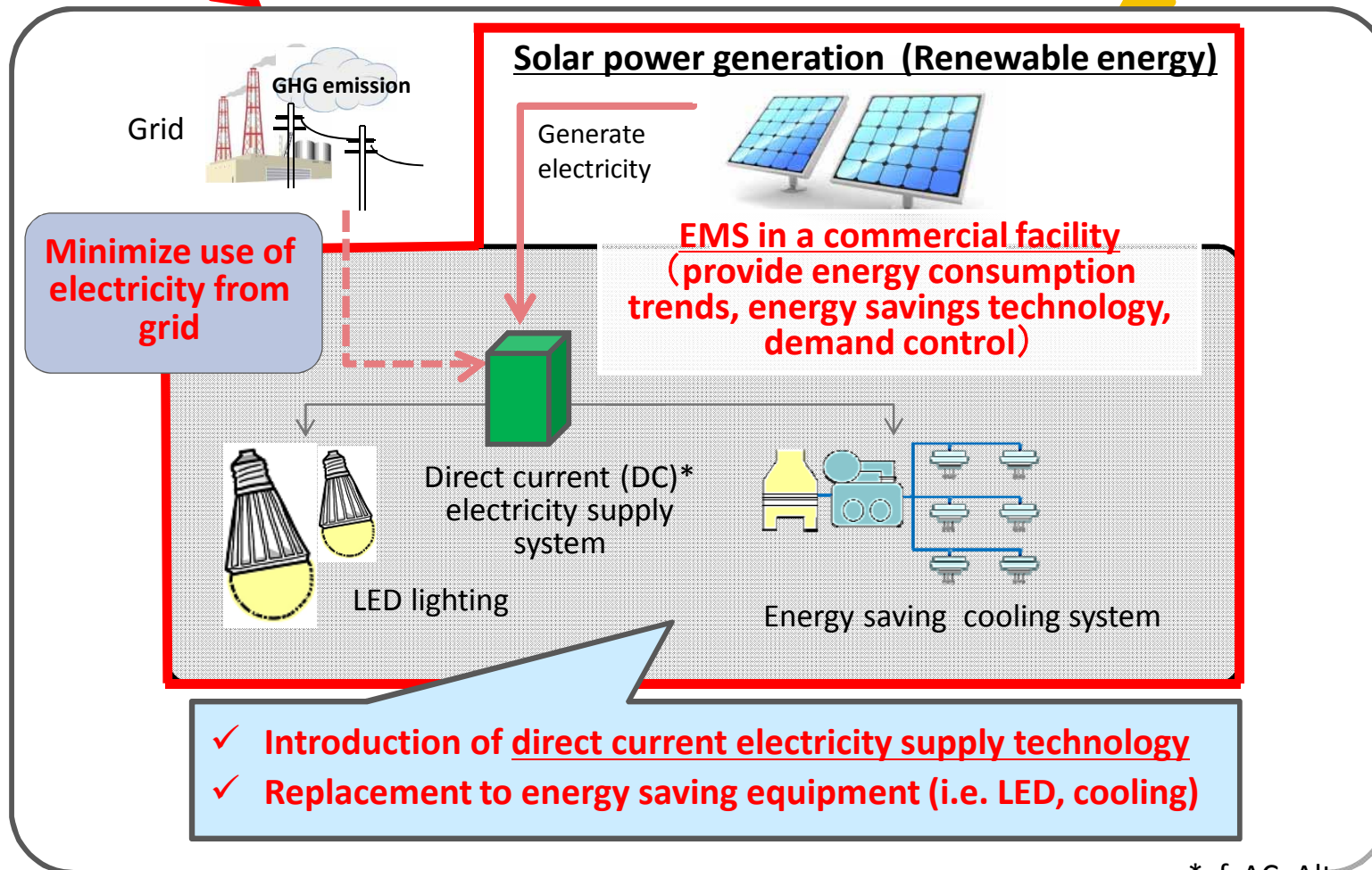
City-to-city collaboration with low carbon technologies from Kawasaki City

Joint project implementation by Japan and Bandung sides under city-to-city collaboration between City of Kawasaki and Bandung City



Bandung City

Energy efficiency improvement in buildings under the city's climate change action plan



*cf. AC: Alternative current

MRV IN BANDUNG: MULTIPLE POLLUTANTS

| Species | Base case | Eco-driving | | Scenario 2 | | Scenario 3 | |
|------------------|------------------|------------------|---------------|------------------|---------------|------------------|---------------|
| | Emission (Gg/yr) | Emission (Gg/yr) | Reduction (%) | Emission (Gg/yr) | Reduction (%) | Emission (Gg/yr) | Reduction (%) |
| CO | 173.14 | 145.33 | 16.06% | 171.02 | 1.22% | 168.68 | 2.58% |
| VOC | 34.00 | 32.87 | 3.31% | 33.57 | 1.25% | 33.49 | 1.48% |
| NO _x | 20.59 | 16.30 | 20.85% | 20.42 | 0.81% | 20.10 | 2.35% |
| SO ₂ | 0.33 | 0.30 | 10.71% | 0.33 | 1.62% | 0.33 | 1.57% |
| PM | 2.73 | 2.40 | 12.13% | 2.73 | 0.24% | 2.73 | 0.23% |
| BC | 0.88 | 0.76 | 12.91% | 0.88 | 0.16% | 0.88 | 0.17% |
| OC | 1.36 | 1.21 | 11.06% | 1.36 | 0.34% | 1.36 | 0.32% |
| CO ₂ | 3315 | 2966 | 10.54% | 3281 | 1.04% | 3271 | 1.34% |
| N ₂ O | 0.07 | 0.06 | 11.00% | 0.07 | | | |
| CH ₄ | 5.02 | 4.79 | 4.70% | 4.97 | | | |
| Air toxics | 5.13 | 5.02 | 2.06% | 5.08 | | | |



MRV IN BOGOR: ENERGY SAVINGS PREFERENCES

